



**PACTIV**

Foodservice / Food Packaging



APET SmartLock® Caterware® Domes

# CRYSTAL CLEAR DOMES



This SmartLock® Caterware® line extension provides operators enhanced showcasing from APET while continuing to rely on the security that SmartLock® closures provide. Dome design ensures secure stacking while maximizing food appeal and presentation.



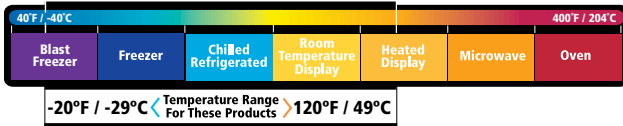
Increased dome height



Secure stacking during transport


Features	Benefits
SmartLock® Closure	An easy way to secure dome to tray. Maintains a secure closure during transit.
Excellent Lid Clarity	Clarity of APET facilitates presentation and enhances appeal of food presentation.
Crack Resistant Material	APET can be frozen for specific applications or during preparation. APET Cater Domes carry the #1 recycling code.
Secure Nesting	Design keeps trays stacked and prevents shifting during transportation.
Ergonomic Thumb Tab	Facilitates quick and easy opening without disturbing food.
Contemporary New Design	Maximizes the aesthetic appeal and showcases the food inside.
Variety of Sizes	Provides a tray for every application.

## Domes



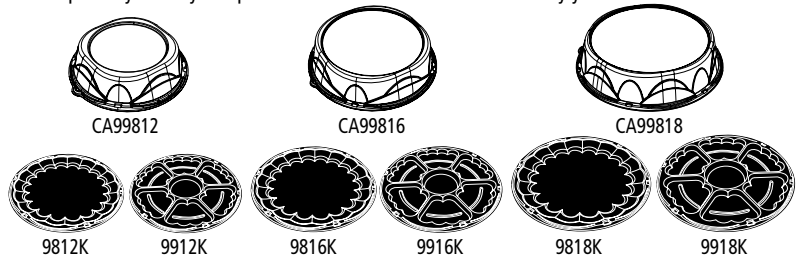
PET (-20°F/-29°C - 120°F/49°C)

## Bases



HIPS (0°F/18°C - 180°F/82°C)

These guidelines are supplied to assist you in determining the proper use of Pactiv products. They are based upon testing and published guidelines and are reliable in most applications. However, because every food supplier's recipes, ingredients, processes and supply chain is unique, these guidelines are not a substitute for product testing. Confirmation of product acceptability under your specific conditions of use must be done by you.



## Product Specifications

Product Number	Description	Dome Height	Case Cube	Case Weight	Sleeve	Case Pack	Cases/ Unit Load
<b>Domes</b>							
CA99812	12" dia. Clear APET Caterware® Dome Lid. Fits 9812K, 9912K	3"	1.15	9.75	50	50	
CA99816	16" dia. Clear APET Caterware® Dome Lid. Fits 9816K, 9916K	3.5"	2.10	17.64	50	50	
CA99818	18" dia. Clear APET Caterware® Dome Lid. Fits 9818K, 9918K	4"	2.64	22.39	50	50	
<b>Bases</b>							
		Base Depth					
9812K	12" dia. Black Plastic SmartLock® Flat Tray	15/16"	1.10	9.92	50	50	45
9816K	16" dia. Black Plastic SmartLock® Flat Tray	15/16"	1.72	16.75	50	50	30
9818K	18" dia. Black Plastic SmartLock® Flat Tray	15/16"	2.28	20.92	50	50	20
9912K	12" dia. Black Plastic SmartLock® Lazy Susan 6-Cmpt. Tray	1 7/32"	1.13	9.69	50	50	45
9916K	16" dia. Black Plastic SmartLock® Lazy Susan 6-Cmpt. Tray	1 7/32"	1.59	14.77	50	50	16
9918K	18" dia. Black Plastic SmartLock® Lazy Susan 6-Cmpt. Tray	1 13/32"	2.25	20.49	50	50	20
<b>Combo Packs</b>							
		Base Depth					
9812KCA9WP	12" dia. Black Plastic SmartLock® Flat Tray w/APET Dome Lid (CA9-9812)	15/16"	1.34	9.52	1/25	25	36
9816KCA9WP	16" dia. Black Plastic SmartLock® Flat Tray w/APET Dome Lid (CA9-9816)	15/16"	2.30	17.33	1/25	25	24
9818KCA9WP	18" dia. Black Plastic SmartLock® Flat Tray w/APET Dome Lid (CA9-9818)	15/16"	2.76	22.39	1/25	25	16
9912KCA9WP	12" dia. Black Plastic SmartLock® Lazy Susan 6-Cmpt. Tray w/APET Dome Lid (CA9-9812)	1 7/32"	1.37	9.15	1/25	25	36
9916KCA9WP	16" dia. Black Plastic SmartLock® Lazy Susan 6-Cmpt. Tray w/APET Dome Lid (CA9-9816)	1 7/32"	2.32	17.33	1/25	25	16
9918KCA9WP	18" dia. Black Plastic SmartLock® Lazy Susan 6-Cmpt. Tray w/APET Dome Lid (CA9-9818)	1 13/32"	2.87	22.38	1/25	25	16