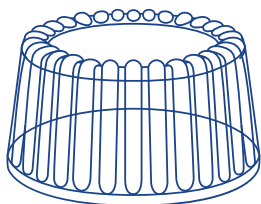


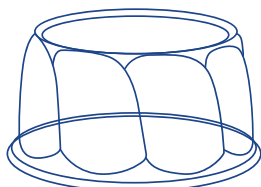


## PET Pie Containers


Enhance the beauty and elegance of your pies with the clarity and distinction of Pactiv Evergreen PET pie containers, lids and bases.



Fluted Dome



Swirl Dome



Smooth-Wall Dome

### Outstanding strength

These containers are strong, stackable, and provide a secure lid fit for display and transport.

### Multiple base and dome options

Choose the base style (clear, black, deep, shallow, heavy-duty), dome style (fluted, swirl, smooth-wall), or hinged wedge/slice container for your specific application.

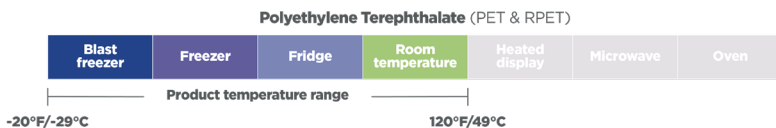
### Exceptional clarity

The PET material provides a clear view and superior merchandising to increase impulse sales. These containers are also freezer-safe, allowing you to store and sell all in one container.

## PET Pie Containers

Product number	Description	Base/dome	Material	Color	Case pack	Case cube (ft <sup>3</sup> )	Gross case weight (lbs.)	Tier/height
10803	Hinged pie slice container	Combo	PET	Clear	250	2.1	8.7	10/4
TV0304NP	Large hinged pie slice container	Combo	PET	Clear	500	2.0	19.5	3/6
TV0305P	Shallow hinged pie slice container	Combo	PET	Clear	250	2.6	8.8	5/10
W520P	Hinged deep pie container for 8-inch pie	Combo	PET	Clear	200	3.7	22.8	6/2
7P6	Black base for 6-inch pie	Base	PET	Black	600	4.6	24.4	7/3
7P620F150	1.5" Fluted dome w/ black base for 6-inch pie	Combo	PET	Black / Clear	150	3.9	12.9	6/5
Y9P	Black deep base for 8-inch pie	Base	PET	Black	160	2.8	12.7	10/4
915SY	1.5" Swirl dome for 8-inch pie	Dome	PET	Clear	160	2.3	11.6	10/4
9P15	1.5" Fluted dome w/ black base for 8-inch pie	Combo	PET	Black / Clear	100	4.0	14.7	5/5
9P25	2.5" Fluted dome w/ black base for 8-inch pie	Combo	PET	Black / Clear	100	4.0	15.5	5/5
9PG125SG	1.25" Grocery swirl dome w/ black base for 8-inch pie	Combo	PET	Black / Clear	100	3.6	13.2	5/6
Y940SHD	4" Heavy-duty swirl dome for 7-inch cake or 8-inch pie	Dome	PET	Clear	160	3.2	19.1	6/5
10P	1.125" Deep black base for 9-inch pie	Base	PET	Black	200	4.5	18.6	5/5
1015S	1.5" Swirl dome for 9-inch pie	Dome	PET	Clear	200	4.5	17.4	5/5
10175	1.75" Fluted dome for 9-inch pie	Dome	PET	Clear	200	4.5	16.7	5/5
1035CH	3.5" Fluted dome for 8-inch cake or 9-inch pie	Dome	PET	Clear	200	5.7	21.1	4/5
1035SCH	3.5" Swirl dome for 8-inch cake or 9-inch pie	Dome	PET	Clear	200	5.7	29.0	4/5
10P125S	1.25" Swirl dome w/ black base for 9-inch pie	Combo	PET	Clear	100	4.5	18.8	5/5
10P15S	1.5" Swirl dome w/ black base for 9-inch pie	Combo	PET	Black / Clear	100	4.5	18.0	5/5
10P35RD	3.5" Smooth-wall dome w/ black base for 9-inch pie	Combo	PET	Black / Clear	80	4.5	23.9	5/5
11PX	Deep-dish black base for 10-inch pie	Base	PET	Black	150	4.2	18.7	6/4
1115	1.5" Fluted dome for 10-inch pie	Dome	PET	Clear	100	3.0	10.5	6/5
11P30SCS	3" Crust-saver swirl dome w/ black base for 10-inch pie	Combo	PET	Black / Clear	50	3.1	12.8	4/8
13PCL15AL	1.5" Fluted dome w/ clear base for 11-inch pie	Combo	PET	Black / Clear	50	3.7	15.5	6/4

## What temperature range is recommended?



These guidelines are supplied to assist you in determining the proper use of Pactiv Evergreen products. They are based upon testing and published guidelines and are reliable in most applications. However, because every food supplier's recipes, ingredients, processes and supply chain is unique, these guidelines are not a substitute for product testing. Confirmation of product acceptability under your specific conditions of use must be done by you.

